WORKFORCE SOLUTIONS
COASTAL BEND

Workforce Services Committee Meeting

October 8, 2026
1:30 pm

Bayview Tower
400 Mann Street, Suite 800
Bayview Large Conference Room
Corpus Christi, TX

Join Zoom Meeting

https://us02web.zoom.us/j/6023106124?pwd=LGkM5d67Dtb6LmUIVkD2iPYqMpA2DX.1&omn=88625008755

Toll Free Dial-In
888 475 4499 US Toll-free

Meeting ID: 602 310 6124
Passcode: 205402

www.workforcesolutionscb.org

Strategic Goals

- Establish and Strengthen Partnerships
- Effectively/Efficiently Target Rural Area Services
- Increase Workforce Awareness
- Expand Innovative Services to Business
- Explore New Revenue Opportunities
- Improve Internal Efficiencies
- Refine Board Culture

Mission Statement

At Workforce Solutions of the Coastal Bend, we invest in our regional economic success through access to jobs, training, and employer services.

Value Statement

Accountability – We address our customers and co-workers in a positive manner that elevates their spirit and creates a professional, supportive workplace for staff, job seekers, and employers.
Teamwork – We combine our individual talents for the benefit of the mission and common goals leveraging our unique abilities and contributions.
Trust – We consistently deliver on our commitments to our customers and co-workers to establish strong, sustainable relationships.
Integrity – We are honest, supportive, candid in addressing difficult issues, and willing to share success to demonstrate respect and consideration for our customers and co-workers.
Tenacity – We resist giving up when the going gets tough and support our customers and co-workers in seeing that issues are resolved and the job gets done.
Understanding – We are serious and passionate about delivering our services with compassion and empathy.
Dignity – We interact with customers and co-workers professionally regardless of their backgrounds, experience, and circumstances to reflect our commitment as public servants.
Enthusiasm – We recognize the importance and value of our work and know that every day we have the opportunity to help build the economic success of our regional economy.

Disclosure and Declaration of a Conflict of Interest

Conflicts of Interest and the appearance of Conflicts of Interest shall be reported according to Board Administrative Policies #1.0.101.00 - Standards of Conduct and Conflict of Interest; and #1.0.105.00 - Reporting Conflict of Interest, Fraud, and Abuse, which were adopted by the Board of Directors on April 26, 2007.

Conflict of Interest **–** A circumstance in which a Board Member, Board employee, Contracted Provider, or Contracted Provider's employee is in a decision-making position and has a direct or indirect interest, particularly a financial interest, that influences the individual's ability to perform job duties and fulfill responsibilities.

Appearance of a Conflict of Interest – A circumstance in which a Board Member, Board employee, Contracted Provider, or Contracted Provider's employee's action appears to be:

- influenced by considerations of one or more of the following: gain to the person, entity, or organization for which the person has an employment interest, substantial financial interest, or other interest, whether direct or indirect (other than those consistent with the terms of the contract), or;
- motivated by design to gain improper influence over the Commission, the Agency, the Board, or the Board's Chief Elected Officials.

Code of Ethics

The Workforce Solutions Code of Ethics is a guide for dealing with ethical matters in the workplace and in our relationship with our clients and members of the community.

- We believe in respect for the individual.
- We believe all persons are entitled to be treated with respect, compassion and dignity.
- We believe in openness and honesty in dealing with the general public, the people we serve, and our peers.
- We believe in striving for excellence.
- We believe in conducting ourselves in a way that will avoid even the appearance of favoritism, undue influence or impropriety, so as to preserve public confidence in our efforts.

WORKFORCE SOLUTIONS
COASTAL BEND

Workforce Services Committee Meeting

Bayview Tower – Administrative Office – 400 Mann Street, Suite 800
Bayview Large Conference Room
Corpus Christi, Texas 78401

Join Zoom Meeting
https://us02web.zoom.us/j/6023106124?pwd=LGkM5d67Dtb6LmUIVkD2iPYqMpA2DX.1&omn=88625008755

Toll-Free Call In
888 475 4499 US Toll-free

Meeting ID: 610 310 6124
Passcode: 205402

Thursday, October 8, 2026 – 1:30 pm

AGENDA

I. Call to Order: *Jeffrey West, Vice-Chair*

II. TOMA Rules: *Celina Leal*

III. Roll Call: *Celina Leal*.....5

IV. **Announcement on Disclosure of Conflicts of Interest**
Any Conflicts of Interest or Appearance of a Conflict of Interest with items on this agenda shall be declared at this time. Members with conflicts will refrain from voting and are asked to refrain from discussion on such items. Conflicts discovered later in the meeting shall be disclosed at that time. Note: Information on open meetings is included at the end of this agenda.

V. **Public Comments**

VI. **Discussion and Possible Action on Minutes of the May 7, 2026 Workforce Services Committee Meeting** 6-7

VII. **Items for Discussion and Possible Action:**
1. Board Policy- 4.5.100.12 Work Search Requirement - *Alba Silvas*.....8

VIII. **Information Only:**
1. Services to Workers BCY2026 (Q1 Oct.-Dec.) (Q2 Jan.-Mar.) **(**Q3 Apr.-Jun.**)** (Q4 Jul.-Sept.)
   a. Policy Review Schedule: *Alba Silvas*.....12
   b. Program Updates & Veterans Services: *Alba Silvas*.....15

(Cont'd Page 2)

2. Performance Measure Update
   a. Board Contract Year 2026: *Alba Silvas*.....17

3. Services to Business
   a. Business Solutions Report: *April Mejia*.....20

4. Local Labor Market Intelligence
   a. Jobs & Employment Report: *Alba Silvas & Eliana Diaz*.....22

5. Facilities & IT Update: *Shileen Lee*.....28

6. Success Story: *Alba Silvas*.....29

IX. Adjournment

Note: Except for expressly authorized closed sessions, meetings, discussions, and deliberations of the Board or Committees will be open to the public. Voting in all cases will be open to the public. Board members are advised that using personal communication devices to discuss Committee and Board business during the meeting may be a violation of the Texas Open Meetings Act. Such communications also may be subject to the Texas Public Information Act.

Closed Session Notice. PUBLIC NOTICE is given that the Board may elect to go into executive session at any time during the meeting in order to discuss matters listed on the agenda, when authorized by the provisions of the Open Meetings Act, Chapter 551 of the Texas Government Code. In the event the Board elects to go into executive session regarding an agenda item, the section or sections of the Open Meetings Act authorizing the executive session will be publicly announced by the presiding officer.

Texas Open Meetings Act (TOMA). All public meetings are required to follow all parts of the Texas Open Meetings Act. Therefore, we will be holding this meeting both in-person at our **Bayview Tower – Administrative Office, Bayview Large Conference Room** and on **ZOOM**. With this format, comes some changes to what is required of board members and the public.

- The presiding member (Chair or designee) must be in-person at the meeting location, 400 Mann Street, Suite 800, Corpus Christi, Texas.
- Board members must be visible on camera in order to count toward the quorum and in order to vote.
- The public and all presenters will need to be visible while presenting information.

This hybrid meeting format will allow us to meet TOMA rules, while still ensuring the safety of those who must attend.

Workforce Services Committee
Roll Call Roster
October 8, 2026
(3 = Quorum)

_____ Jeffery West, Vice Chair

_____Andrea Chavez

_____Jose R. “Joey” Garcia III

____ J.C. Perez, III

_____ Catrina Wilson

*Committee Chair: Vacant.

_____
Signed

_____
Printed Name

MINUTES

Workforce Solutions Coastal Bend – Workforce Services Committee Meeting
Bayview Tower- Administrative Office- 400 Mann Street, Suite 800
Bayview Large Conference Room
Corpus Christi, Texas 78401

Join Zoom Meeting
https://us02web.zoom.us/j/6023106124?pwd=LGkM5d67Dtb6LmUlVkD2iPYqMpA2DX.1&omn=82602888951

Toll-Free Call In
888 475 4499 US Toll-Free

Meeting ID: 602 310 6124
Passcode: 205402

Thursday, May 7, 2026 – 1:30pm

Committee Members Present
Jeffrey West, Vice Chair
Jose R. "Joey" Garcia III
Jesse Gatewood
Catrina Wilson

Absent
Randy Seitz, Chair
Andrea Chavez
J.C Perez, III

Other Board Members Present

Others Present
Ken Treviño, Workforce Solutions
Alba Silvas, Workforce Solutions
Shileen Lee, Workforce Solutions
Imelda Trevino, Workforce Solutions
Christina Gonzalez, Workforce Solutions
Valerie Ann De La Cruz, Workforce Solutions
Sarahi Vasquez, Workforce Solutions
Celina Leal, Workforce Solutions
Luis Rodriguez, Workforce Solutions
Robert Gonzales, Workforce Solutions
Ernest Everett, Workforce Solutions
Tracy McAfee, Workforce Solutions
Roxanne Morales, Workforce Solutions
Kristen Bily, Workforce Solutions
Vicki Stonum, Workforce Solutions
Milanda Ballesteros, Workforce Solutions
Harvey Pina, Workforce Solutions
April Mejia, Workforce Solutions
Janine Simser, C2GPS
Monica Cisneros, C2GPS
Geri Escobar, C2GPS
Robert Reyna, C2GPS
Kenia Dimas, BakerRipley

I. Call to Order
Vice Chair West called the meeting to order at 1:29pm.

II. TOMA Rules
Ms. Vasquez provided information on the Texas Open Meetings Act (TOMA) Rules.

III. Roll Call
The roll call was called, and a quorum was present.

IV. Announcement on Disclosure of Conflicts of Interest

Attention was called to the Disclosure of Conflicts of Interest and disclosures were requested by the Vice Chair West, at this time. None were made.

V. Public Comments

Due to the new TOMA Rules, there is a laptop at meeting location 400 Mann Street; Suite 800 and is noted on Zoom call that it is Public as per TOMA Rules. The laptop is available and open to the public.

VI. Discussion and Possible Action on Minutes of February 12, 2026, Workforce Services Committee Meeting

Vice Chair West stated a main motion to approve the minutes of February 12, 2026, Workforce Services Committee meeting. Mrs. Wilson moved to amend her attendance on the minutes from Absent to Present. It was first moved by Mr. Gatewood and seconded by Mr. Garcia to amend the minutes and strike out Catrina Wilson's attendance listed from "Absent" list and insert to Present" list on the February 12, 2026, Workforce Services Committee Meeting and was approved.

VII. Information Only:

1. *Services to Workers BCY 2026 (Q1 Oct.-Dec.) (Q2 Jan-Mar.) (Q3 Apr-Jun.) (Q4 July-Sept.)*
    a. Policy Review Schedule:

Mrs. Silvas reported on the Policy Review Schedule for the Second Quarter (Q2) for Services to Workers in BCY2026 included on page 10-12 of the May 7, 2026 packet.

    b. Program Updates & Veterans Services

Mrs. Silvas reported on Program Updates & Veteran Services for Services to Workers BCY 2026 Quarter 2 outlined in Background Information included on page 13-15 of the May 7, 2026 packet

2. *Performance Measure Updates*
    a. Board Contract Year 2026

Mrs. Silvas reported on Performance Measure Updates from Board Contract Year 2026 outlined in Background Information included in page 16-19 of the May 7, 2026 packet.

3. *Services to Business*
    a. Business Solutions Report

Mrs. Mejia reported on Business Solutions Report for Services to Business outlined in Background Information included on pages 20-22 of the May 7, 2026 packet.

4. *Local Labor Market Intelligence*
    a. Jobs & Employment Report- Q2

Mrs. Silvas reported information from the Jobs and Employment Report from the Local Labor Market Intelligence data in Q2 included on pages 23-26 of the May 7, 2026 packet.

5. *Facilities & IT Update*

Mrs. Lee reported on Updates for Facilities and IT included on page 27 of the May 7, 2026 packet.

VIII. Adjournment

The meeting was adjourned at 2:32pm.

DISCUSSION AND POSSIBLE ACTION

VII. 1- Items for Discussion and Possible Action:

BACKGROUND INFORMATION

1. Board Policy 4.5.100.12- Work Search Requirement:
Policy revised to comply with TWC WD Letter 01-12 Change 2: Unemployment Insurance Weekly Work Search Contact Requirements dated September 24, 2026.

RECOMMENDATION

The Workforce Services Committee consider approval of Board Policy as presented and recommendation to Board Of Directors' approval.

WORKFORCE SOLUTIONS
COASTAL BEND

POLICY-DRAFT

CATEGORY:	**Workforce Programs-Unemployment Insurance**	**No: 4.5.100.1~~1~~2**
TITLE:	**Work Search Requirement**	
SUPERSEDES:	**4.5.100.1~~0~~1**	
EFFECTIVE DATE:	**~~September 26,2024~~ October 22, 2026**	
DATE APPROVED:	**~~September 25, 2024~~October 22, 2026**	
DATE REVIEWED:	**~~September 12, 2024~~October 8, 2026**	

I. PURPOSE

To receive Unemployment Insurance (UI) benefits, claimants must have worked for employers who pay UI taxes, must be unemployed through no fault of their own, and must be physically able to work, available for work and actively seeking work. The work test is administered in two ways. Unless exempted by Texas Workforce Commission (TWC) policy, UI claimants must be registered for work, generally through the local career centers or WorkInTexas.com. Claimants must also make a personal work search log and keep a record of work search contacts they have made and work search activities which improve their chance for finding employment.

Workforce Boards are required to review their work search requirement annually. Texas maintains high expectations regarding the percentage of claimants entering employment. The Board, through its service providers, has devoted considerable effort and resources to improving performance on claimant employment rates. Increasing the level of work search participation by UI claimants is expected to more fully engage both claimants and employers in the continuous improvements necessary to maintain and exceed State performance standards.

The intended benefit for claimants will be a higher percent return to work sooner. Claimants will restore their earning power and enjoy the dignity associated with work. The intended benefit for employers will be potential savings on UI taxes, and having a more readily-available, skilled workforce.

II. DEFINITIONS

Work Search Contact/Work Search Activities- A contact by a UI claimant with an employer to ask for work, complete an application, or submit a resume. Examples of work search activities include registering for work, attending career center orientations, job readiness workshops, job search seminars, job club meetings, job fairs, resume preparation workshops, etc.

MSA- Metropolitan Statistical Area- This classification is intended to provide nationally consistent definitions for collecting, tabulating, and publishing Federal statistics for a set of geographic areas. The Corpus Christi MSA consists of Aransas, Nueces, and San Patricio counties.

III. POLICY STATEMENT

~~TWC requires, at a minimum, combination of three (3) work search contacts or work search activities during each claim week. No Board action is required for this level of UI work search requirement.~~

~~The Board of Directors has adopted the following UI policy. The effective date will be as soon as the programming changes can be implemented by TWC.~~

As per TWC WD-Letter 01-12 Change 2 issued September 24, 2026; workforce development boards must set the required minimum number of weekly work search contacts; these are to be set by county. Boards may adjust the number of required weekly work search contacts to a number equal to or above the required minimum at any time as local labor market information and conditions warrant. One requirement alludes to raising the weekly work search contacts to five(5) for all counties above a 10,000 population as listed on the Texas Demographic Center. Table below lists the requirements placing our 11 county region in compliance with the directives set forth by Texas Workforce Commission.

County	Contacts/Activities Per Week	Explanation
Brooks, Duval, Kenedy~~, Live Oak~~, and Refugio.	4	Encourage UI recipients to re- engage in job-search, visit career centers to receive in-person and/or virtual services.
Aransas, Bee, Kleberg, Jim Wells, Nueces and San Patricio, and Live Oak~~.~~	5	~~MSA Counties and those where a Workforce Career Center exists.~~

IV. PROCEDURES

Board staff will continue to review the UI work search requirement on at least an annual basis to see if adjustments in the work search requirement are necessary. Changes, if needed, will be recommended to the Board for approval. Board staff will notify TWC of changes in the local UI work search requirement within two weeks after adoption of the revised policy~~.~~

TWC will program its automated claim filing system to give claimants the current UI work search requirement for the Board area. When claimants contact TWC by telephone or internet to file their UI claims, TWC will officially notify each claimant of their specific work search requirement. Field staff will notify TWC of availability issues detected during the work test. All eligibility issues on UI claims will be investigated by TWC. Final determinations on eligibility for UI benefits will be made by TWC.

V. RELATED POLICY INFORMATION

TWC Rule 40 TAC 815.28

TWC Workforce Development Letter 01-12~~-~~ Change 2: Dated September 24, 2026.

VI. RESPONSIBILITIES

The Career Center Service Provider Management shall ensure that all relevant staff and the Workforce Solutions Career Center service providers are informed of and comply with this policy. The Workforce Solutions Career Center service providers shall ensure that appropriate procedures are implemented and that relevant staff receives training regarding the requirements of this policy.

VII. FORMS AND INSTRUCTIONS

N/A

VIII. DISTRIBUTION

☐ Board of Directors ☐ Board Staff ☐

IX. SIGNATURES

_____

Reviewed by EO Officer Date

_____

President/CEO

_____

Date

INFORMATION ONLY

VIII- 1.a Services to Workers BCY2026 – Policy Review Schedule

BACKGROUND INFORMATION

Board Team Members will be presenting Policy Review Schedule; **Attached.**

YTD Policies 5.

Policy Review Schedule-2026

Category	Policy Number	Policy Title
Board Administration		
	1.0.100.01	Responsibilities of the Local Workforce System
	1.0.101.01	Standards of Conduct and Conflict of Interest
	1.0.102.01	Policy Development
	1.0.103.02	Open Meetings Policy
	1.0.104.02	Public Information Policy
	1.0.105.01	Reporting Conflict of Interest, Fraud and Abuse
	1.0.106.02	New Board Member Orientation and Training
	1.0.107.03	Communication Process
	1.0.108.00	Restrictions on Lobbying Activities and Expenditures
	1.0.109.00	Businesses Employing Undocumented Workers
02.12.26	1.0.110.04	Equal Employment Opportunity
	1.0.111.00	Fraud, Waste, theft, and Program Abuse
	1.0.112.02	Discrimination Complaint Procedure
	1.0.113.00	Approval Process for Contracts, Contract Renewals, and Contract Amendments
02.12.26	1.0.114.02	Storage and Use of Disability-Related and Medical Information
	1.0.115.01	Anonymous Complaints and Communications
	1.0.116.01	Approval Process for Micro-Purchases
	1.0.117.00	Firearms and Weapons Restrictions of WFSCB Premises
Workforce Programs		
	4.0.100.01	Program Policy and Services Guide
	4.0.100.06	Incentives/Stipends
	4.0.100.07	OJT, Subsidized Employment, and Customized Training
	4.0.101.14	Support Services
	4.0.102.02	Basic Skills Deficiencies
	4.0.103.06	Case Management
	4.0.104.02	Workforce Professional Development and Continuous Improvement
	4.0.106.02	Reasonable Distance
	4.0.107.03 (Annual)	Determination of Self-Sufficiency
	4.0.109.02	Credentials
	4.0.110.02	Integrated Complaints, Hearings, and Appeals
	4.0.111.06	Customer File Documentation
	4.0.115.09	Program Non-Compliance
	4.0.117.03	Priority of Service and Data Collection
	4.0.118.02	Accessibility
02.12.26	4.0.120.06	Limited English Proficiency (LEP)
	4.0.121.03	Reasonable Accommodations
	4.0.122.02	Outreach

Policy Review Schedule-2026

Category	Policy Number	Policy Title
	4.0.123.00	Common Exit
	4.0.124.01	Documentation and Verification of Work Activities: Choices/SNAP E&T
WIOA		
	4.1.101.02	Follow-Up Services for WIOA Adults & Dislocated Workers
05.14.25(Youth Committee)	4.1.103.02	Youth Eligibility Criteria
	4.1.104.08	Individual Training Accounts (ITAs)
	4.1.105.01	Apprenticeship Programs
	4.1.106.00	National Dislocated Worker Grants
Choices		
	4.2.100.03	Service Strategies
Child Care		
	4.3.100.06	Child Care Eligibility
	4.3.102.04	Assessing and Collecting Parent Share of Cost
	4.3.103.00	Attendance Requirements for Child Care Services
	4.3.104.00	Reapplication for Child Care Provider Agreement
	4.3.105.01	Child Care Related Funds Recovery
	4.3.106.01	Termination of Child Care
	4.3.107.00	Children of Military Parents on Deployment
	4.3.108.03	Child Care Provider Reimbursement Rate
	4.3.109.01	Eligible Child Care Providers
	4.3.111.00	American Recovery and Reinvestment Act (ARRA)
Unemployment Insurance		
10.08.26	4.5.100.12 (Annual)	Work Search Requirement
Quality Assurance & Monitoring		
	5.0.100.02	Oversight and Monitoring
	5.0.101.03	Data Integrity
02.12.26	5.0.102.03	Equal Opportunity - Accessibility Monitoring
Property & Facilities		
	6.0.100.00	Smoking in Workforce Solutions of the Coastal Bend Facilities
	6.0.101.01	Emergency Management & Business Recovery/Continuity of Operations Plan
	6.0.102.01	Accessibility for Persons with Disabilities
Information Technology & Data Management		
	7.0.100.03	Use of Electronic Media and Services
	7.0.101.02	Computer and Personally Identifiable Information Systems Access and Security
Public Relations		
	8.0.100.02	Strategic Marketing Standards and Guidelines

INFORMATION ONLY

VIII- 1b. Services to Workers BCY2026 – Program Updates & Veterans Services

BACKGROUND INFORMATION

Team Members will provide updates on programs/grants, operation of career centers, and Veterans Services.

1. Updates as of Q3 (April-June) & Q4 (July-September)

PROGRAM/GRANT	UPDATES
1. CHOICES. 2. WIOA- Adult, Dislocated, Youth 3. SNAP Employment & Training 4. Non-Custodial Parent (NCP) 5. Re-Employment Services (RESEA) 6. Workforce Commission Initiatives (YOU CHOOSE! & Hiring Red, White & You). 7. Summer Earn & Learn (SEAL)	The Program Year (PY) 2026 began Oct. 1, 2025 and will end September 30, 2026. Program meetings take place monthly to review initiatives as well as performance meetings every other Thursday. Operations(OPS) meetings are scheduled monthly, topics include: service delivery, programs, business services, quality assurance, fiscal, IT, and Facilities. **UPDATE May 2026:** Focus has been placed on participant expenditures for WIOA Adult, Dislocated and CHOICES. Board Team working with C2GPS to elevate customer service experience, customer satisfaction, success stories, and partnerships. These areas will continue to be of upmost priority and will lead to elevated expectations now and in the upcoming statement of work(SOW) production for the upcoming PY and strong consideration for profit to be earned. **UPDATE September 2026:** Effective August 25, 2026; C2GPS was placed on an Operational Deficiency Corrective Action Plan(CAP), due to low program expenditures across multiple and key funding sources: WIOA Adult, Dislocated, TANF/CHOICES, RESEA and Military to Civilian. The CAP addressed the background content for monthly meetings, the expected outcome and the duration of CAP.
OPPORTUNITIES/PROJECTS	**NOTES**
1. Educator Externship (EDEX)-TWC	Grant received funds to be braided with Port Fund Received to serve 22 Students Internship activities. Pre-Award Notice received- EDEX 11th year. Model change this PY due to Externship expected to be 10 days in duration. Increasing of Stipend. 20 Educators to be served. $62K. **UPDATE: 14 Educators Served; Grant will end February 2027.**
2. Texas Internship Initiative- TWC	Pre-Award Notice received- TII 6th year. **UPDATE: Executed contract with Education to Employment(E2E) Partners Effective May 1, 2026.**
3. Apprenticeship Expansion-TWC	Grant Award received. $200K for 50 Apprentices. **UPDATE: Completed July 2027.**
4. SNAP- Third Party Partnership (TPP)	TWC as of March 2026 had reactivate initiative. Board Team to re-engaged Goodwill and C2 Team members. **UPDATE: Projection to enroll 12 participants: Goal 10.**
5. Healthcare Internship Fund-TWC	Grant Award received. 1st round. $99K. to work with students from rural school districts; already part of health care industry academies. Goal is to

	serve 16 Students . Additional details in Youth Services Committee meeting packet.
6. Military to Civilian Employment-TWC	Grant Award received. 1st round. $212K. To provide transitional assistance to military personnel and spouses. Career Center Services, training, work-experience. **UPDATE:** Second round of funding received $64K.
7. Eligible Training Provider (ETPL) EdVera System	WFSCB Contract Manager reports WFSCB team working with TWC, Career Center teams, Training Providers and most importantly with our customers seeking training assistance. WFSCB team serving a point of contacts for training providers in our region to comply with TWC Annual Student Data Reporting. ETPL is back on line as of late September.
8. WIT Case Management System	Launch date Spring 2024- Major impact. Improvements in Case Management continue to be made by our contractor team members.

2. Operation of Career Centers: Update to be provided by C2GPS Management regarding:
   - Career Center Operations and Staffing.
   - Outreach and Service Delivery Strategies.
   - Partnership Highlights.
   - Career center customer traffic; in-person or virtual: Q2; Jan-March 2026.

     Mission 6,393 Previous 6,002**. Alice-**1638 Previous 1,314**. Beeville-**1,132 Previous 1,005**. Falfurrias** 44, Previous 74, **Kingsville** 843 Previous 859**, Rockport** 212 Previous 148**,**

     Sinton 1,081 Previous 1007**.**
   - Services to Workforce Career Center Customers: Q2; Jan-March 2026.

     New WIT Registrations: 1,837 Previous 2,441

     Unique Customers Served: 5,400 Previous 7,174

     Total Job Referrals Made: 11,501 Previous 13,501

     Total Services Received: 35,214 Previous 42,659
   - Unemployment Insurance(UI) Assistance: Q2, Jan-March 2026.

     RESEA Claimants Served**-** 177 Previous 285

     Individuals Assisted with UI Claim Assistance- 189 Previous 185

     Unique Claimants Assisted with Workforce Services- 763 Previous 786
3. Veterans Services:
   - **Hiring Red, White & You! Allocation Received from TWC-**
     Thursday November 5th: Hilliard Center
     9:45am- Opening Ceremonies
     10:00am- Open to Veterans & Veterans Spouses
     11:00am- Open to Public
     2:00pm- End of Hiring Fair

INFORMATION ONLY

VIII-2a. Board Contract Year 2026 - Performance Measure Update

BACKGROUND INFORMATION

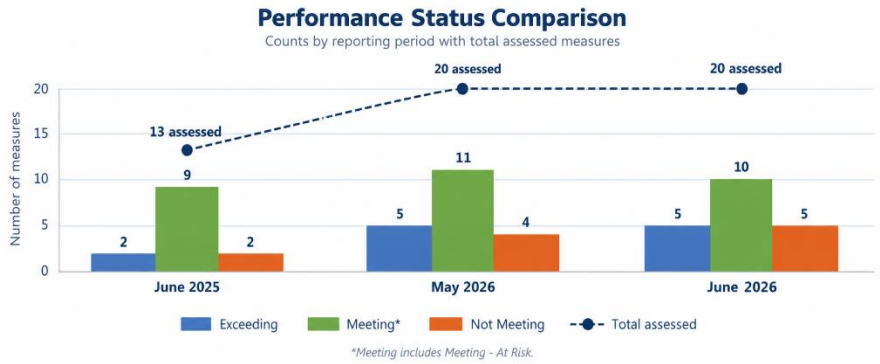

PERFORMANCE INSIGHTS

- **Overall Position:** June 2026 included 20 assessed measures: five Exceeding, ten Meeting, and five Not Meeting. Seven of the ten Meeting measures were classified as Meeting - At Risk.
- **Month-over-month:** Performance remained stable across several measures, with Dislocated Worker Employed Q2 showing the strongest improvement, increasing 4.84 percentage points to 86.77% of target. While the measure remains Not Meeting, the increase reflects positive progress toward the target. Adult Employed Q2 and C&T Credential Rate shifted from Meeting to Meeting - At Risk. Dislocated Worker Measurable Skills Gains decreased 6.29 percentage points but remained above target at 100.62% and continued to meet performance expectations.
- **Year-over-year:** Performance gains were evident in several key areas. Among the 13 measures with comparable June 2025 statuses, two improved their performance categories and four maintained their status. Adult Credential Rate advanced from Meeting - At Risk to Meeting, while Employers Receiving Texas Talent Assistance showed particularly strong progress, moving from Not Meeting to Exceeding. Seven measures shifted to lower performance categories, highlighting opportunities for continued improvement.

MEASURES NOT MEETING TARGET – JUNE 2026

- **Child Care: Average # Children Served Per Day – Not Meeting:** Performance improved 1.04 percentage points month over month to 93.19% of target and declined 22.78 percentage points compared to June 2025. The current measure is 2,998 children being served against a 3,217 target.
- **Dislocated Worker: Credential Rate – Not Meeting:** Performance remained unchanged from May 2026 at 86.58% of target and declined 9.58 percentage points from June 2025. The current credential rate was 66.67% against a 77.00% target.
- **Dislocated Worker: Employed Q2 – Not Meeting:** Performance improved 4.84 percentage points month over month to 86.77% of target and was 1.35 points above June 2025. The current employment rate was 70.11% against an 80.80% target.
- **Dislocated Worker: Employed Q4 – Not Meeting:** Performance declined 5.93 points from May 2026 to 86.77% of target and was 14.67 points below June 2025. The current employment rate was 69.33% against a 79.90% target.
- **Youth Employed/Enrolled Q2– Not Meeting:** Performance improved 3.93 points month over month to 88.38% of target. The current rate was 65.41% against a 74.01% target; a June 2025 status comparison was not available.

MPR Comparison Table by Performance Measure

Measure	Previous Year		Previous Month		Current Month		MoM Change	YoY Change	YoY Status Movement
	June 2025 % Target	June 2025 Status	May 2026 % Target	May 2026 Status	June 2026 % Target	June 2026 Status			
1. Adult: Credential Rate	92.26%	AR	103.22%	M	99.82%	M	-3.40%	+7.56%	Improved
2. Adult: Employed Q2	99.01%	M	97.27%	M	93.55%	AR	-3.72%	-5.46%	Declined
3. Adult: Employed Q4	105.30%	M	91.23%	AR	91.92%	AR	+0.69%	-13.38%	Declined
4. Adult: Measurable Skills Gains	101.88%	M	94.30%	AR	93.75%	AR	-0.55%	-8.13%	Declined
5. Adult: Median Earnings Q2	116.99%	EX	122.58%	EX	123.29%	EX	+0.71%	+6.30%	Unchanged
6. DW: Credential Rate	96.16%	M	86.58%	NM	86.58%	NM	+0.00%	-9.58%	Declined
7. DW: Employed Q2	85.42%	NM	81.93%	NM	86.77%	NM	+4.84%	+1.35%	Unchanged
8. DW: Employed Q4	101.44%	M	92.70%	AR	86.77%	NM	-5.93%	-14.67%	Declined
9. DW: Measurable Skills Gains	106.67%	M	106.91%	M	100.62%	M	-6.29%	-6.05%	Unchanged
10. DW: Median Earnings Q2	105.13%	M	94.60%	AR	92.10%	AR	-2.50%	-13.03%	Declined
11. Youth: Credential Rate	-	N/A	129.09%	EX	123.34%	EX	-5.75%	-	Not Comparable
12. Youth: Employed/Enrolled Q2	-	N/A	84.45%	NM	88.38%	NM	+3.93%	-	Not Comparable
13. Youth: Employed/Enrolled Q4	-	N/A	96.58%	M	97.18%	M	+0.60%	-	Not Comparable
14. Youth: Measurable Skill Gains	-	N/A	110.60%	EX	110.89%	EX	+0.29%	-	Not Comparable
15. Youth: Median Earnings Q2	-	N/A	114.21%	EX	114.57%	EX	+0.36%	-	Not Comparable
16. C&T: Credential Rate	96.93%	AR	100.00%	M	96.57%	AR	-3.43%	-0.36%	Unchanged
17. Choices/TANF: Full Engagement Rate	-	N/A	-	N/A	-	N/A	-	-	Not Comparable
18. Reemployment: Claimant Reemployment within 10 Weeks	105.25%	EX	96.43%	AR	96.25%	AR	-0.18%	-9.00%	Declined
19. Reemployment: Employers Receiving Texas Talent Assistance	84.86%	NM	120.06%	EX	114.60%	EX	-5.46%	+29.74%	Improved
20. Child Care: Avg. Children Served Per Day	115.97%	N/A	92.14%	NM	93.19%	NM	+1.05%	-22.78%	Not Comparable
21. Child Care: Initial Job Search Success	101.53%	N/A	95.90%	AR	95.27%	AR	-0.63%	-6.26%	Not Comparable

EX	Exceeding
M	Meeting
AR	Meeting: At Risk
NM	Not Meeting
N/A	N/A

Monthly Performance Report | **Official Release** | **June 2026** | **Report Type:** Board Contracted | **Area:** Board | **LWDA:** 22: Coastal Bend
Release Date: 09/15/2026

Measure	Numerator	Denominator	Performance	Current Target	EOY Target	% Current Target	From	To	Notes	% Current Target
Adult: Credential Rate	105	143	73.43%	73.56%	73.56%	99.82%	01/24	12/24	26	N/A 99.82%
Adult: Employed Q2	167	237	70.46%	75.32%	75.32%	93.55%	07/24	06/25	26	N/A 93.55%
Adult: Employed Q4	163	244	66.80%	72.67%	72.67%	91.92%	01/24	12/24	26	N/A 91.92%
Adult: Measurable Skill Gains	114	172	66.28%	70.70%	70.70%	93.75%	07/25	06/26	26	N/A 93.75%
Adult: Median Earnings Q2	N/A	167	$8,753.25	$7,100	$7,100	123.29%	07/24	06/25	26	N/A 123.29%
C&T: Credential Rate	197	272	72.43%	75.00%	75.00%	96.57%	01/24	12/24	26	N/A 96.57%
Child Care: Average # Children Served Per Day - Combined	584,665	195	2,998	3,217	3,217	93.19%	10/25	06/26	27	N/A 93.19%
Child Care: Initial Job Search Success Rate	69	113	61.06%	64.09%	64.09%	95.27%	06/25	02/26	28	AR 95.27%
Choices/TANF: Full Engagement Rate - All-Family	N/A	N/A	N/A	50.00%	50.00%	N/A	10/25	06/26	14	N/A N/A
DW: Credential Rate	22	33	66.67%	77.00%	77.00%	86.58%	01/24	12/24	26	N/A 86.58%
DW: Employed Q2	61	87	70.11%	80.80%	80.80%	86.77%	07/24	06/25	26	N/A 86.77%
DW: Employed Q4	52	75	69.33%	79.90%	79.90%	86.77%	01/24	12/24	26	N/A 86.77%
DW: Measurable Skill Gains	13	17	76.47%	76.00%	76.00%	100.62%	07/25	06/26	26	N/A 100.62%
DW: Median Earnings Q2	N/A	61	$8,915.55	$9,680	$9,680	92.10%	07/24	06/25	26	N/A 92.10%
Reemployment: Claimant Reemployment within 10 Weeks	3,900	6,601	59.08%	61.38%	61.38%	96.25%	07/25	03/26	29	N/A 96.25%
Reemployment: Employers Receiving Texas Talent Assistance	2,575	1	2,575	2,247	2,899	114.60%	10/25	06/26	N/A	EX 114.60%
Youth: Credential Rate	70	96	72.92%	59.12%	59.12%	123.34%	01/24	12/24	26	N/A 123.34%
Youth: Employed/Enrolled Q2	121	185	65.41%	74.01%	74.01%	88.38%	07/24	06/25	26	N/A 88.38%
Youth: Employed/Enrolled Q4	109	150	72.67%	74.78%	74.78%	97.18%	01/24	12/24	26	N/A 97.18%
Youth: Measurable Skill Gains	42	58	72.41%	65.30%	65.30%	110.89%	07/25	06/26	26	N/A 110.89%
Youth: Median Earnings Q2	N/A	117	$4,582.93	$4,000	$4,000	114.57%	07/24	06/25	26	N/A 114.57%

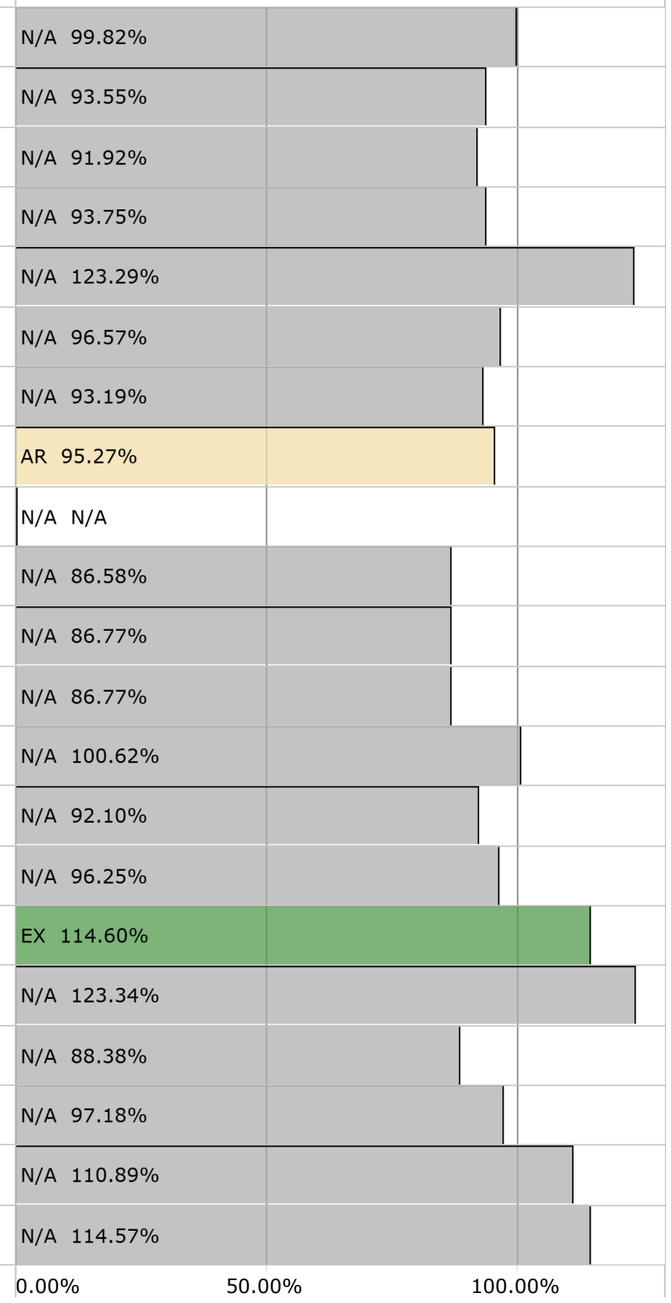

INFORMATION ONLY

VIII- 3a. Services to Business – Business Solutions Report

BACKGROUND INFORMATION

Board Team Members and C2 Management will provide updates on Business Services Q3 April-June 2026.

1. Activity Spotlight- Job Fairs and Hiring Events, connecting employers, job seekers & students across the region.

- **136** job seekers and **25** employers participated across multiple events.

- Events included:
  - **Three Rivers Job Fair (Three Rivers)-** In partnership with the Three Rivers Economic Development Corporation and Santos McBain Management & Planning, connecting employers and job seekers while supporting workforce access in a rural community.
    21 employers | 35 job seekers.
  - **PKK Southern Cuisine Hiring Event (Corpus Christi)** 14 job seekers Expanded employment opportunities within hospitality.
  - **Windham ISD Hiring Event (Beeville)-** This event serves students and community job seekers. Within the rural area and strengthened partnerships in Bee County. 5 job seekers
  - **Whataburger Hiring Event (Corpus Christi) –** Targeted employer recruitment event generating strong results, including 52 job seekers, 7 onsite interviews, 43 future interviews and 26 reported hires.
  - **Cajun Hiring Event (Aransas Pass)-** Connected job seekers directly with construction industry opportunities supporting a regional project, resulting in multiple candidates advancing in the hiring process. 30 job seekers. 21 on site interviews and 26 hires

2. Employer and Partner Engagement- Building Strategic Partnerships & Talent Pipelines

- **Apprenticeship & Workforce Development**

CEC Energy Registered Apprenticeship Program

- ✓ Convened leadership from CEC Energy, Del Mar College's Apprenticeship Program, and workforce partners to explore funding opportunities supporting apprenticeship expansion.
- ✓ Discussed opportunities to support the company's goal of training up to 100 new and incumbent workers through its Registered Apprenticeship Program.
- ✓ Explored workforce funding resources including the Skills Development Fund and apprenticeship-related funding opportunities.
- ✓ Established next steps to strengthen collaboration between education, industry, and workforce partners to support long-term talent development.

Strengthens employer partnerships, expands innovative services to business, and supports sustainable workforce pipeline development.

- **Texas Intern Network Event – Texas A&M University-Kingsville**
  Workforce Solutions Coastal Bend participated in the Texas Intern Network Event at Texas A&M University-Kingsville, supporting student career readiness and strengthening connections between education and workforce development partners.
  - ✓ Staff provided mock interviews
  - ✓ Networking support
  - ✓ Career guidance to students as they prepared to enter the workforce.

  This engagement expanded awareness of workforce resources, strengthened partnerships with higher education institutions, and supported the development of future talent pipelines, particularly for students in rural communities.

- **Sector-Focused Employer Collaboration**
  Professional Skills & Trades Employer Panel
  Internal employer panel to strengthen staff understanding of:
  - ✓ Skilled trades workforce needs
  - ✓ Industry hiring expectations
  - ✓ Workforce challenges and emerging trends
  - ✓ High-demand occupations and career pathways

  Participating employers:
  - ✓ Laguna Crane
  - ✓ MMR Group
  - ✓ JM Davidson
  - ✓ CD Electric Motors

Improves quality of referrals, strengthens employer responsiveness, and enhances alignment between workforce services and industry demand.

INFORMATION ONLY

VIII – 4a. Local Labor Market Intelligence – Jobs & Employment Report

BACKGROUND INFORMATION

COASTAL BEND'S WORKFORCE AND ECONOMIC TRENDS

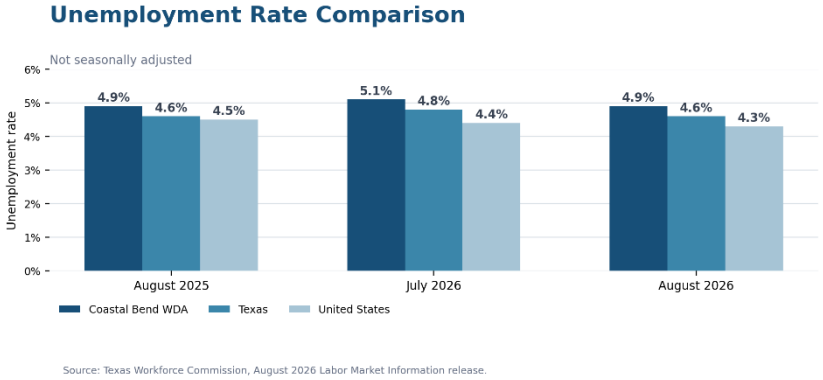

Source: Texas Workforce Commission, August 2026 Labor Market Information release.

Labor Market Overview

The Coastal Bend labor market showed positive momentum in August 2026, as the not seasonally adjusted unemployment rate declined from 5.1% in July to **4.9% in August**. With the rate matching August 2025, the region demonstrated both month-over-month improvement and year-over-year stability.

Job Posting Analytics and Employer Demand

According to Lightcast data, **5,442 unique online job postings** were identified across the 11-county Coastal Bend region during August 2026. These opportunities were posted by **1,347 companies** and generated 13,088 total postings, indicating continued demand for talent and the variety of opportunities available to regional job seekers.

Industries with the greatest number of unique postings included:

- **Health Care and Social Assistance:** 1,311 unique postings
- **Educational Services:** 495 unique postings
- **Retail Trade:** 452 unique postings
- **Accommodation and Food Services:** 316 unique postings
- **Professional, Scientific, and Technical Services:** 259 unique postings
- **Construction:** 243 unique postings

Healthcare led the region in unique job postings, followed by education, retail, hospitality, professional services, and construction. These industries reflect a diverse range of employment opportunities and continued employer demand across key sectors of the Coastal Bend economy.

Source: Lightcast. (2026). Job Posting Analytics Report: Coastal Bend Workforce Development Area, August 2026. *Lightcast Analyst. Retrieved September 18, 2026.*

Industry Composition and Economic Strengths

First-quarter 2026 employment data show that the region's four largest sectors accounted **for 71.7% of total employment**:

- **Education and Health Services:** 29.2% (69,952 jobs)
- **Trade, Transportation and Utilities:** 17.5% (42,019 jobs)
- **Leisure and Hospitality:** 13.4% (32,232 jobs)
- **Construction:** 11.6% (27,756 jobs)

These industries remain important pillars of the Coastal Bend economy, reflecting the region's strengths in healthcare and education, commerce and logistics, tourism, and infrastructure investment.

Growth Sectors and Emerging Trends

Several industries posted year-over-year employment gains in first-quarter 2026:

- **Construction:** 8.7% annual growth
- **Leisure and Hospitality:** 1.7% annual growth
- **Public Administration:** 1.1% annual growth
- **Other Services:** 0.8% annual growth
- **Education and Health Services:** 0.5% annual growth

Construction posted the strongest annual increase, standing out as a key area of growth. Although performance varied across industries, these gains provide a positive foundation for broader growth in the future.

STATEWIDE AND NATIONAL TRENDS

Texas Labor Market Trends

In August 2026, Texas' not seasonally adjusted unemployment rate declined from 4.8% in July to **4.6% in August 2026**, matching the August 2025 rate. The civilian labor force increased by 13,177 over the month and 56,511 over the year to 15,967,748. Employment rose by 43,508 over the month and 49,410 over the year to 15,231,912. The number of unemployed Texans decreased by 30,331 over the month to 735,836, although it remained 7,101 above the August 2025 level.

National Labor Market Trends

In August 2026, the national not seasonally adjusted unemployment rate declined from 4.4% in July to **4.3% in August 2026**, down from 4.5% in August 2025. The civilian labor force totaled 170,048,000, a monthly decrease of 187,000 and a year-over-year decrease of 987,000. National employment decreased by 133,000 over the month and by 621,000 over the year to 162,667,000. The number of unemployed individuals decreased by 54,000 over the month and 366,000 over the year to 7,381,000.

The Texas Labor Market Information Data for September 2026 is scheduled to be released on Friday, October 16, 2026 at 9:00 a.m.

Source: Texas Workforce Commission, Texas Labor Market Information, Coastal Bend Workforce Area Labor Force Report and WDA Summary Report, August 2026; released September 18, 2026.

CUSTOMIZED LABOR MARKET DATA REQUESTS

May LMI Request

1. Corpus Christi MSA Labor Force Report
2. April 2026 LMI Release

June LMI Requests

1. Robstown City Overview Report
2. Padre Island and Flour Bluff Industry Employment Report
3. May 2026 LMI Release

July LMI Requests

1. Janitorial Occupation Trends Report
2. Salary on Counsel Occupation Report
3. 2026 Student Finances and Expenses Report
4. Economic Overview on Corpus Christi MSA
5. Machinist Occupation Report
6. Robstown & Calallen Business Map Report
7. June LMI Release

WORKFORCE SOLUTIONS
COASTAL BEND

Coastal Bend Workforce Area
Labor Force Report

Sourced by

Area	Area Type	Latest Monthly Data August 2026						Month to Month July 2026				Year Ago August 2025			
		Labor Force	Employment	Unemployment	Rate	M+-	Y+-	Labor Force	Employment	Unemployment	Rate	Labor Force	Employment	Unemployment	Rate
United States	Nation	170,048,000	162,667,000	7,381,000	4.3	-0.1	-0.2	170,235,000	162,800,000	7,435,000	4.4	171,035,000	163,288,000	7,747,000	4.5
Texas	State	15,967,748	15,231,912	735,836	4.6	-0.2	0.0	15,954,571	15,188,404	766,167	4.8	15,911,237	15,182,502	728,735	4.6
Coastal Bend	WDA	267,432	254,442	12,990	4.9	-0.2	0.0	267,334	253,651	13,683	5.1	268,273	255,190	13,083	4.9
Corpus Christi	MSA	214,115	203,923	10,192	4.8	-0.2	0.0	214,109	203,459	10,650	5.0	214,592	204,291	10,301	4.8
Aransas	County	10,335	9,786	549	5.3	0.1	-0.1	10,309	9,769	540	5.2	10,354	9,800	554	5.4
Bee	County	10,270	9,765	505	4.9	-0.3	-0.2	10,234	9,697	537	5.2	10,330	9,804	526	5.1
Brooks	County	2,922	2,783	139	4.8	-0.3	0.3	2,908	2,760	148	5.1	2,985	2,850	135	4.5
Duval	County	3,997	3,789	208	5.2	-0.5	0.4	4,000	3,774	226	5.7	4,005	3,811	194	4.8
Jim Wells	County	15,429	14,553	876	5.7	-0.6	0.3	15,420	14,454	966	6.3	15,656	14,807	849	5.4
Kenedy	County	99	91	8	8.1	0.3	-0.1	103	95	8	7.8	98	90	8	8.2
Kleberg	County	13,985	13,292	693	5.0	-0.5	0.0	13,879	13,120	759	5.5	13,897	13,198	699	5.0
Live Oak	County	3,842	3,617	225	5.9	0.0	0.4	3,897	3,667	230	5.9	3,881	3,668	213	5.5
Nueces	County	170,924	163,006	7,918	4.6	-0.3	0.0	170,943	162,608	8,335	4.9	171,243	163,335	7,908	4.6
Refugio	County	2,773	2,629	144	5.2	-0.5	-0.4	2,784	2,625	159	5.7	2,829	2,671	158	5.6
San Patricio	County	32,856	31,131	1,725	5.3	-0.1	-0.3	32,857	31,082	1,775	5.4	32,995	31,156	1,839	5.6
Corpus Christi	City	155,347	148,252	7,095	4.6	-0.2	0.1	155,317	147,890	7,427	4.8	155,628	148,551	7,077	4.5

Not seasonally adjusted

Data from TWC Texas LMI Release September 18, 2026

(M+-) Change in unemployment rate from last month (Increase) (Decrease)

(Y+-) Change in unemployment rate from last year (Increase) (Decrease)

Equal Opportunity Employer/Program
Auxiliary aids and services are available upon request to individuals with disabilities.
Relay Texas: 1.800.735.2989 (TDD) and 1.800.735.2988 or 7-1-1(Voice)
IMPORTANT NOTICE TO CUSTOMERS: This document contains vital information about requirements, rights, determinations, and/or responsibilities for accessing workforce system services. Language services, including the interpretation/translation of this document are available free of charge upon request. Este documento contiene información importante sobre los requisitos, los derechos, las determinaciones y las responsabilidades del acceso a los servicios del sistema de la fuerza laboral. Hay disponibles servicios de idioma, incluida la interpretación y la traducción de documentos, sin ningún costo y a solicitud. Tài liệu này có thông tin quan trọng về các yêu cầu,quyền hạn, quyết định, và/hoặc trách nhiệm để sử dụng các dịch vụ của hệ thống nhân lực. Các dịch vụ trợ giúp ngôn ngữ, bao gồm thông dịch/chuyển ngữ tài liệu này, có sẵn miễn phí khi yêu cầu.

A proud partner of the AmericanJobCenter network

This workforce product was funded by a grant awarded by the U.S. Department of Labor's Employment and Training Administration. The product was created by the recipient and does not necessarily reflect the official position of the U.S. Department of Labor. The Department of Labor makes no guarantees, warranties, or assurances of any kind, express or implied, with respect to such information, including any information on linked sites and including, but not limited to, accuracy of the information or its completeness, timeliness, usefulness, adequacy, continued availability, or ownership. This product is copyrighted by the institution that created it.
Website: workforcesolutionscb.org, Email: info@workforcesolutionscb.org, Phone: 361-885-3000

Coastal Bend Workforce Development Area

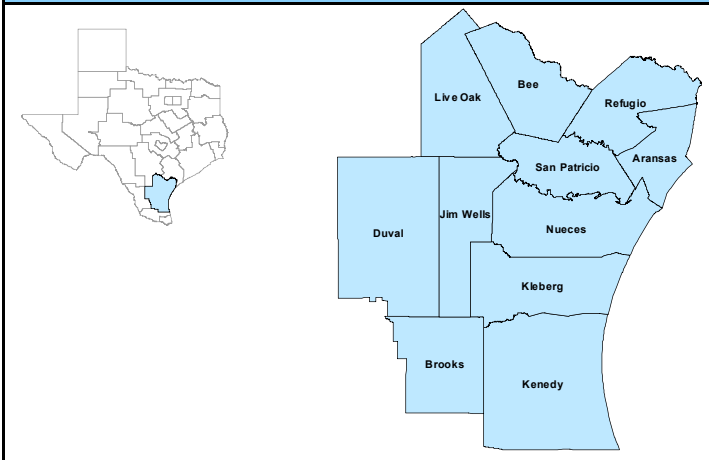

August 2026

WDA Labor Force Statistics

	Aug-26	Jul-26	Aug-25	Yearly Change
Civilian Labor Force	267,432	267,334	268,273	-841
Employed	254,442	253,651	255,190	-748
Unemployed	12,990	13,683	13,083	-93
Unemployment Rate	4.9%	5.1%	4.9%	0.0%

Texas Labor Force Statistics

	Aug-26	Jul-26	Aug-25	Yearly Change
Civilian Labor Force	15,967,748	15,954,571	15,911,237	56,511
Employed	15,231,912	15,188,404	15,182,502	49,410
Unemployed	735,836	766,167	728,735	7,101
Unemployment Rate	4.6%	4.8%	4.6%	0.0%

US Labor Force Statistics

	Aug-26	Jul-26	Aug-25	Yearly Change
Civilian Labor Force	170,048,000	170,235,000	171,035,000	-987,000
Employed	162,667,000	162,800,000	163,288,000	-621,000
Unemployed	7,381,000	7,435,000	7,747,000	-366,000
Unemployment Rate	4.3%	4.4%	4.5%	-0.2%

Continued Claims for the Week of the 12th

	Aug-26	Jul-26	Aug-25	Yearly Change
WDA	1,766	2,054	2,334	-568
Texas	115,437	126,429	140,325	-24,888

Historical Unemployment Rates

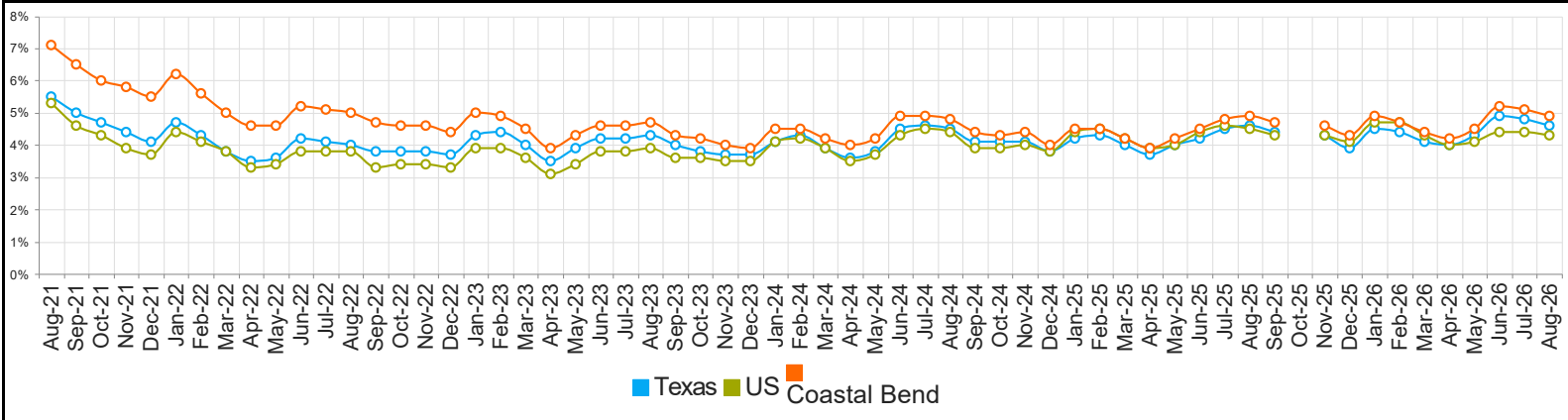

Projected Top Ten Fastest Growing Industries in WDA (% Growth 2024-2034)

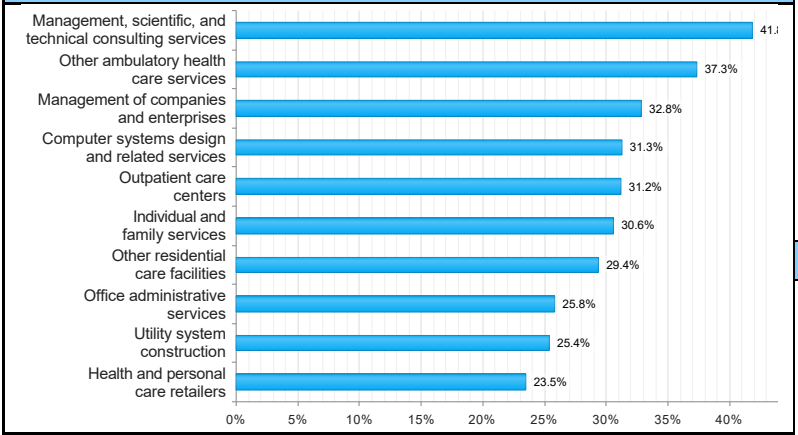

Employment by Size Class (1st Quarter 2026)

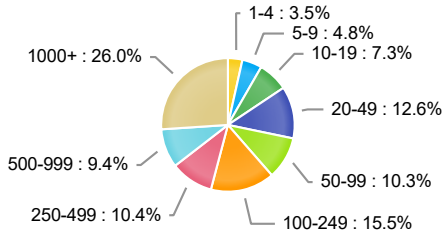

Employment by Ownership (1st Quarter 2026)

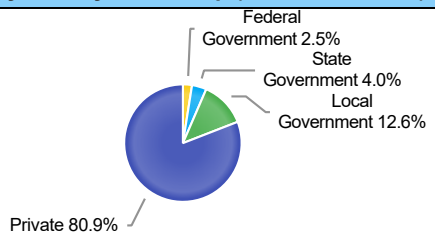

Average Weekly Wage (1st Quarter 2026)

	Q1 2026	Q4 2025	Q1 2025	Quarterly Change	Yearly Change
WDA	$1,204	$1,217	$1,159	$-13	$45
Texas	$1,646	$1,548	$1,586	$98	$60
US	$1,654	$1,569	$1,592	$85	$62

Employment by Industry (1st Quarter 2026, Percent Change)

Industry	Employment	% of Total	% Quarterly Change	% Yearly Change
Natural Resources and Mining	7,407	3.1%	-5.2%	-3.8%
Construction	27,756	11.6%	1.0%	8.7%
Manufacturing	12,778	5.3%	1.4%	-2.1%
Trade, Transportation and Utilities	42,019	17.5%	-2.6%	-0.6%
Information	1,549	0.6%	-1.8%	-3.8%
Financial Activities	9,653	4.0%	-5.0%	-6.4%
Professional and Business Services	18,700	7.8%	-3.4%	-4.2%
Education and Health Services	69,952	29.2%	-0.3%	0.5%
Leisure and Hospitality	32,232	13.4%	-0.4%	1.7%
Other Services	5,935	2.5%	0.3%	0.8%
Public Administration	11,804	4.9%	-0.2%	1.1%

Employment by Industry (1st Quarter 2026)

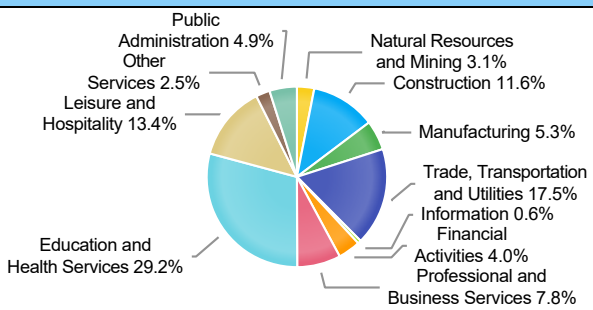

TEXAS Labor Market Information

Corpus Christi MSA

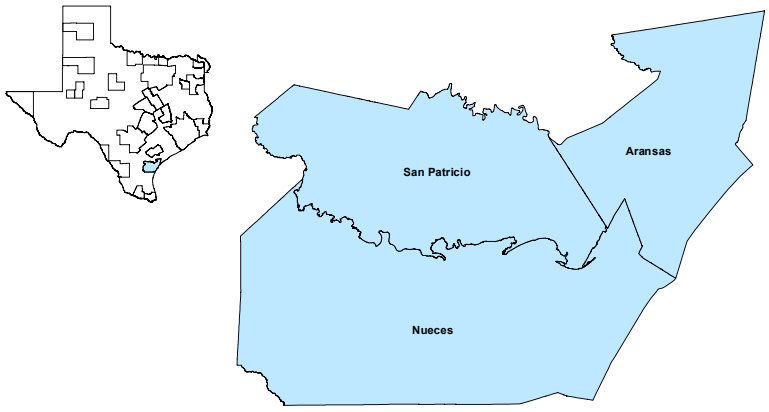

August 2026

MSA Labor Force Statistics

	Aug-26	Jul-26	Aug-25	Yearly Change
Civilian Labor Force	214,115	214,109	214,592	-477
Employed	203,923	203,459	204,291	-368
Unemployed	10,192	10,650	10,301	-109
Unemployment Rate	4.8%	5.0%	4.8%	0.0%

Texas Labor Force Statistics

	Aug-26	Jul-26	Aug-25	Yearly Change
Civilian Labor Force	15,967,748	15,954,571	15,911,237	56,511
Employed	15,231,912	15,188,404	15,182,502	49,410
Unemployed	735,836	766,167	728,735	7,101
Unemployment Rate	4.6%	4.8%	4.6%	0.0%

US Labor Force Statistics

	Aug-26	Jul-26	Aug-25	Yearly Change
Civilian Labor Force	170,048,000	170,235,000	171,035,000	-987,000
Employed	162,667,000	162,800,000	163,288,000	-621,000
Unemployed	7,381,000	7,435,000	7,747,000	-366,000
Unemployment Rate	4.3%	4.4%	4.5%	-0.2%

Historical Unemployment Rates

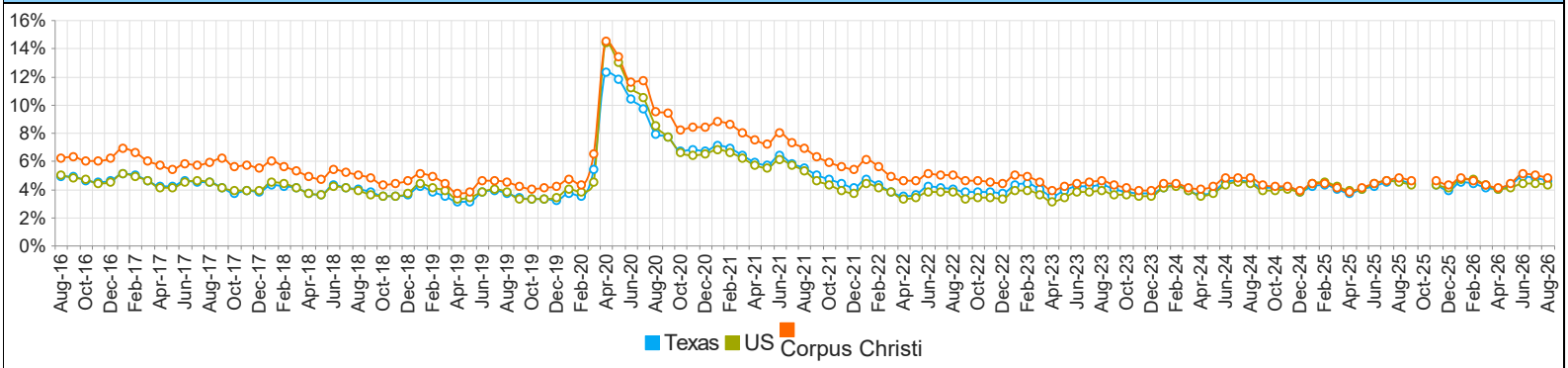

Employment by Size Class (1st Quarter 2026)

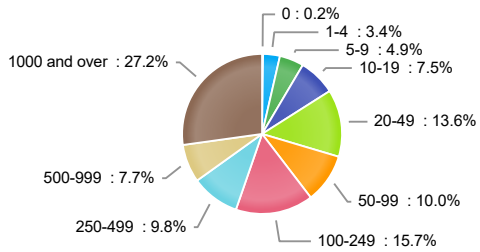

Wages by Industry (in millions) (1st Quarter 2026)

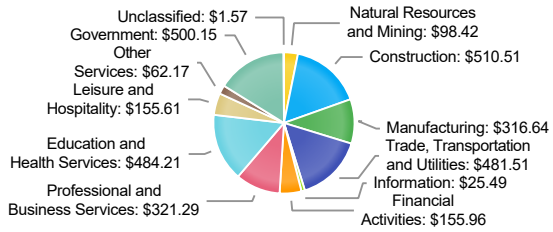

Annual Growth Rate Total Non-agricultural employment

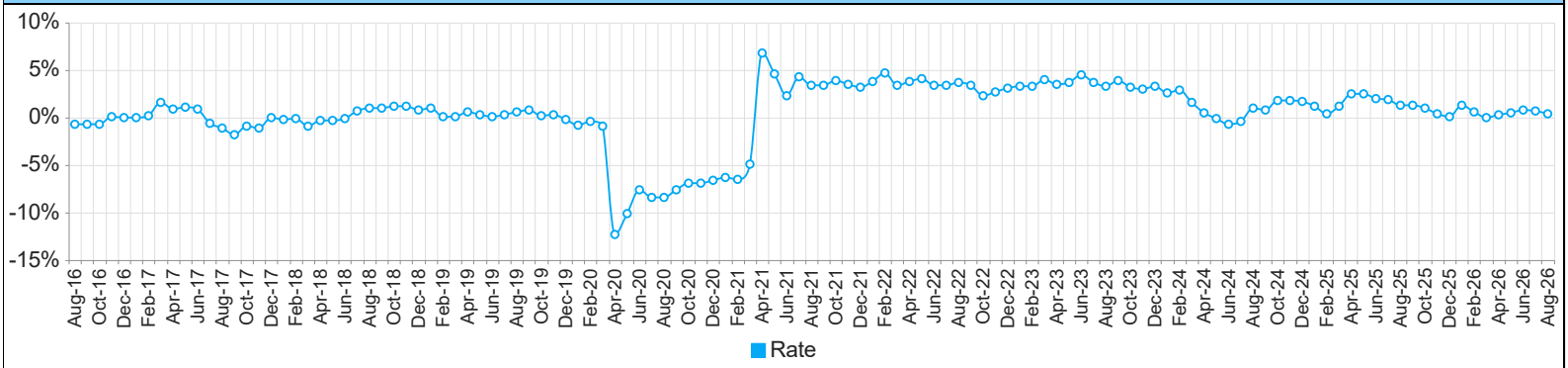

Employment by Industry (August 2026)

Industry	Current Month Employment	% Monthly Change	% Yearly Change
Total Nonfarm	202,300	0.0%	0.4%
Mining, Logging and Construction	26,500	0.8%	-0.7%
Manufacturing	9,100	0.0%	1.1%
Trade, Transportation, and Utilities	33,800	0.0%	-0.9%
Information	1,400	0.0%	0.0%
Financial Activities	9,200	-1.1%	-2.1%
Professional and Business Services	18,900	0.0%	6.2%
Private Education and Health Services	33,900	0.3%	-0.9%
Leisure and Hospitality	28,800	-0.3%	2.5%
Other Services	6,600	-1.5%	0.0%
Government	34,100	0.0%	0.0%

Employment by Industry (August 2026)

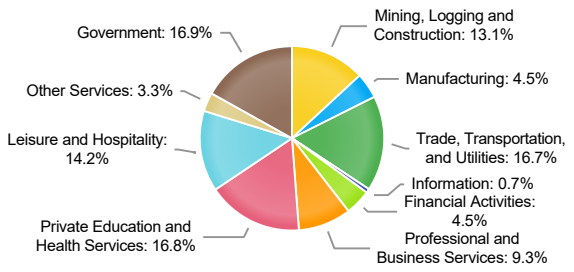

INFORMATION ONLY

VIII. 5. Facilities & IT Updates

BACKGROUND INFORMATION

Board Professionals will provide update on:

- Facilities: Career Centers and Mobile Unit.
- IT: Information Technology Upgrades and TWC Initiatives

INFORMATION ONLY

VIII – 6. Success Stories

BACKGROUND INFORMATION

1. **Kara Trevino – SEAL Program**
Karah joined the United Corpus Christi Chamber of Commerce team through the Summer Earn & Learn (SEAL) Program.

A student at Texas A&M University-Corpus Christi, Karah is currently pursuing a bachelor's degree in graphic design with a minor in Marketing and Photography, with an anticipated graduation in 2027.

Karah has produced social media reels and video content for Lemonade Day Coastal Bend and the United Corpus Christi Chamber of Commerce. Her design skills and storytelling have helped strengthen their digital presence.



2. **Quentin Lampkin - WIOA Out-of-School Youth Program**

When Quentin Lampkin enrolled in the WIOA Out-of-School Youth Program, he was looking for an opportunity to begin his career journey. With guidance from Youth Career Advisor Hanna Bullock, Quentin participated in a summer work experience with the City of Beeville's Grounds Department.

Quentin quickly earned a reputation for being dependable, hardworking, and committed to success. His dedication impressed his supervisors, and when a full-time position became available, he was encouraged to apply. On July 1, 2026, Quentin officially began full-time employment with the City of Beeville.

Quentin's achievement is a testament to what can happen when determination meets opportunity. His success was made possible through his own perseverance, the support of Youth Career Advisor Hanna Bullock and BSU Liaison Lenny Anzaldua, and the strong partnership between Workforce Solutions Coastal Bend and the City of Beeville.

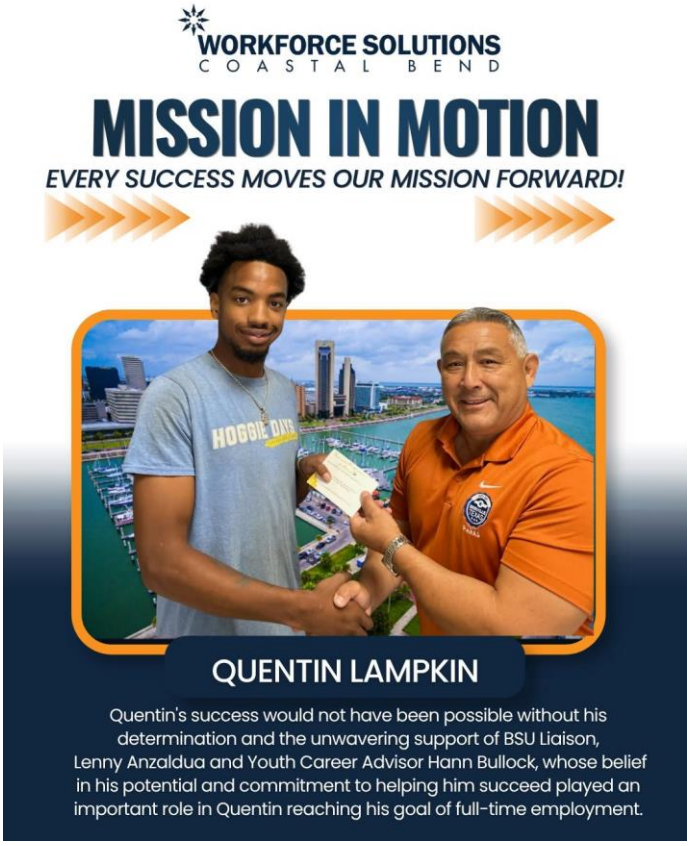

Program Title	Acronym	Program Description
Able-bodied Adult Without Dependents	ABAWD	An individual 18 yrs.+, but under the age of 50, without dependents. SNAP-ABAWD recipients are referred by the Texas Health and Human Services Commission (HHSC).
Board Contract Year	BCY	Board Contract Year (runs from Oct. 1 - Sept. 30)
Career & Education Outreach Program	CEOP	Provides career information to students at public middle and high schools, grades six through twelve, to direct students towards high-growth/high-demand occupations. Students receive in-depth information and directions on career choices as well as access to workforce resources.
Dislocated Worker	DW	An individual who has been terminated or laid off from employment is not eligible for unemployment benefits due to insufficient earnings and is unlikely to return to a previous industry or occupation.
Department of Labor	DOL	United States Department of Labor
Educator Externship	EDEX	Informs teachers of the skill sets needed for in-demand jobs, and allows the teachers to inform and guide students toward employment in industries that match their skill sets.
Employment Services (Wagner-Peyser)	ES	Services for employers and job seekers to ensure employers have access to qualified workers. Provides job matching and recruitment services to employers and job seekers.
Eligible Training Provider	ETP	Training providers certified by the Texas Workforce Commission to provide WIOA-funded training programs.
Eligible Training Program List	ETPL	A comprehensive list of training programs approved for WIOA-funded training using Individual Training Accounts.
Fiscal Year	FY	The fiscal year is the accounting period of the federal government. It begins on October 1 and ends on September 30 of the next calendar year.
Individual Training Accounts	ITA	An account established for eligible WIOA customers for training in an array of state-approved training programs. ITAs may be used only for programs included on the statewide ETPL.
Local Workforce Development Board	LWDB	Local workforce development board established in accordance with WIA Section 117, for the purpose of policy planning for a local area and has the responsibility to ensure that the workforce needs of employers and job seekers in the geographic area governed by the local unit of government are met.
Monthly Performance Report	MPR	Performance accountability indicators used to assess the effectiveness of states and local workforce systems to achieve positive outcomes for individuals served by the six core workforce programs.
Migrant and Seasonal Farmworker Program	MSFW	A nationally directed program created by Congress in response to the chronic seasonal unemployment and underemployment experienced by migrant and seasonal farmworkers (MSFW). Provides funding to help migrant and seasonal farmworkers and their families achieve economic self-sufficiency.
National Dislocated Worker	NDW	A grant awarded to areas affected by major disaster or national catastrophe to assist in disaster relief employment and assist the substantial number of workers who were forced to relocate from an area in which a disaster has been declared.
On-the-Job Training	OJT	One-on-one training located at the job site for participants who already have some job-related skills. By participating in training as an employee, the participant acquires new skills and knowledge and receives the same wages and benefits as current employees in the same or similar position.
Program Year	PY	Program Year (for example, Program Year 2022: PY'22; –period varies for state and federal years)
Reemployment Services and Eligibility Assessment	RESEA	A federal grant program designed to allow states to provide intensive reemployment assistance to individuals who are receiving unemployment benefits and are determined likely to exhaust their benefits before becoming reemployed.
Rapid Response	RR	Provides immediate on-site assistance to workers who have job losses due to businesses closure or worker reduction. Designed to transition workers to their next employment as soon as possible.

Program Title	Acronym	Program Description
Summer Earn and Learn	SEAL	A summer program that offers basic work-based learning and training services for students with disabilities such as, pre-employment work readiness training and preparation for the work experience placement; work experience to help gain familiarity with the workplace environment and develop transferable job skills; and paid compensation for time worked on the job.
Student HireAbility Navigator	SHAN	Student HireAbility Navigator's role is to expand and improve access to employment and training services and to increase employment opportunities for students with disabilities by creating strong partnerships between vocational rehabilitation (VR) Workforce Solutions offices, independent school districts (ISDs), community organizations, employers.
Supplemental Nutrition Assistance Program Employment & Training	SNAP E&T	Designed to assist SNAP recipients in obtaining employment through participation in allowable job search, training, education, or workforce activities that promote long-term self-sufficiency. SNAP recipients are referred by the Texas Health and Human Services Commission (HHSC).
Trade Adjustment Assistance	TAA	A federally funded program, with no costs to employers, who helps workers who are adversely affected by foreign import or job shifts to a foreign country.
Texas Education Agency	TEA	The branch of government in Texas responsible for public education. TEA is responsible for the oversight of public primary and secondary education in the state of Texas.
Texas Internship Initiative	TII	Provides part-time paid internships in Middle-Skill areas of accounting, business, construction management, engineering, healthcare, and information technology. Participating senior high school students must pass a dual-credit course to be placed in an internship with a local business. This grant is in partnership with Education to Employment (E2E) for the Coastal Bend.
Texas Industry Partnership Program	TIP	Supports collaborations between local workforce development boards and industry partners through the leveraging of matching contributions of cash or qualifying expenditures for occupational job training. Match funds must support certain WIOA (Workforce Innovation and Opportunity Act) activities and focus on eight designated industry clusters.
Texas Veterans Commission	TVC	A state agency that assists veterans, their families, and survivors through services provided by federal, state, local government, and private organizations.
Texas Veterans Leadership Program	TVLP	A non-profit agency that provides services to veterans to help find employment and achieve successful transitions back into civilian life.
The Workforce Information System of Texas	TWIST	TWIST is a centralized point of reporting intake and case management for customers. Intake information is submitted just once for multiple employment and training programs and can be retrieved statewide. TWIST also allows staff to query and retrieve information from the legacy systems – Employment Services, Unemployment Insurance, SNAP E&T, TANF, Supplemental Security Income, and the Texas Department of Criminal Justice.
Vocational Rehabilitation Services	VRS	A federal program that helps individuals with physical or mental disabilities get and/or keep a job.
Work Experience	WE	A work-based learning opportunity in which program-eligible customers learn both essential and technical skills for long-term employment. Businesses are referred to as "work experience sites." Intended to be short-term (12 or fewer weeks) and part-time work experience can be a volunteer, internship, or temporary short-term paid-work setting.
Workforce Innovation and Opportunity Act	WIOA	Helps job seekers and workers access employment, education, training, and support services to succeed in the labor market; and matches employers with the skilled workers they need to compete in the global economy.
Work In Texas	WIT	A comprehensive online job search resource and matching system developed and maintained by TWC. It provides recruiting assistance to Texas employers and job search assistance to any individual seeking work in Texas.
Workforce Opportunity Tax Credit	WOTC	A federal tax credit that the government provides to private-sector businesses for hiring individuals from nine target groups that have historically faced significant barriers to employment.